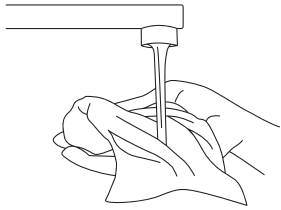
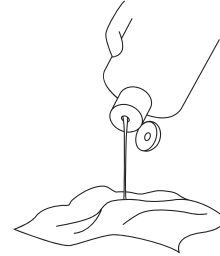


HASENKOPF

Care instructions for solid surface material



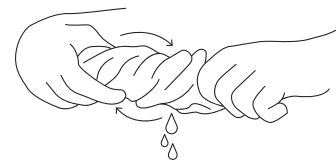
1. Moisten a soft cloth.
Important: do not use an abrasive sponge!



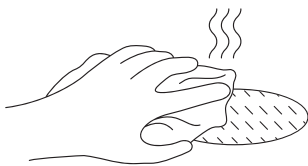
2. Apply mild scouring milk to the cloth.
Make sure that the cleaner is suitable for acyl surfaces.



3. Apply to the surface to be cleaned in even, circular movements.



4. Rinse the cloth well with clean water.



5. Wipe off the cleaning agent several times with warm water.



6. Wipe dry with a clean, soft cloth.

Care instructions for daily cleaning and removal of normal household stains, such as vinegar, coffee / tea, grease / oil residues, limescale / soap deposits. Do not use scouring milk on wood or other materials. Fittings, furniture fronts etc. can be damaged by the scouring milk.